








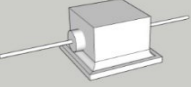
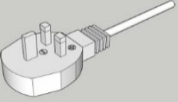


## Infinity Serene 50 Water Feature With Light Component List

Sales Order:

Customer:

Order Picked By:

Notes: You may have empty boxes for some pre-assembled components. Please retain for warranty purposes.

Image	Component	Quantity	Picked
	Infinity 50: Rainbow Bowl <input type="checkbox"/> Pewter Bowl <input type="checkbox"/> 3 x Stone Feet	1	
	Reservoir Tub 70cm Outer Diameter x 36cm Deep (holds 90 litres) Steel Support Grill & Access Hatch Mesh Guard	1	
	1200 Litre Per Hour Pump	1	
	Green Flow Valve Attached With 16mm Water Pump Hose	1	
	LED White Light (Foras L400) Attached With 16mm Water Pump Hose	1	
	24W Transformer	1	
	13 Amp Plug	1	
	Bags of Decorative Pebbles	2	
	Complimentary Bag of 25 Chlorine Tablets	1	